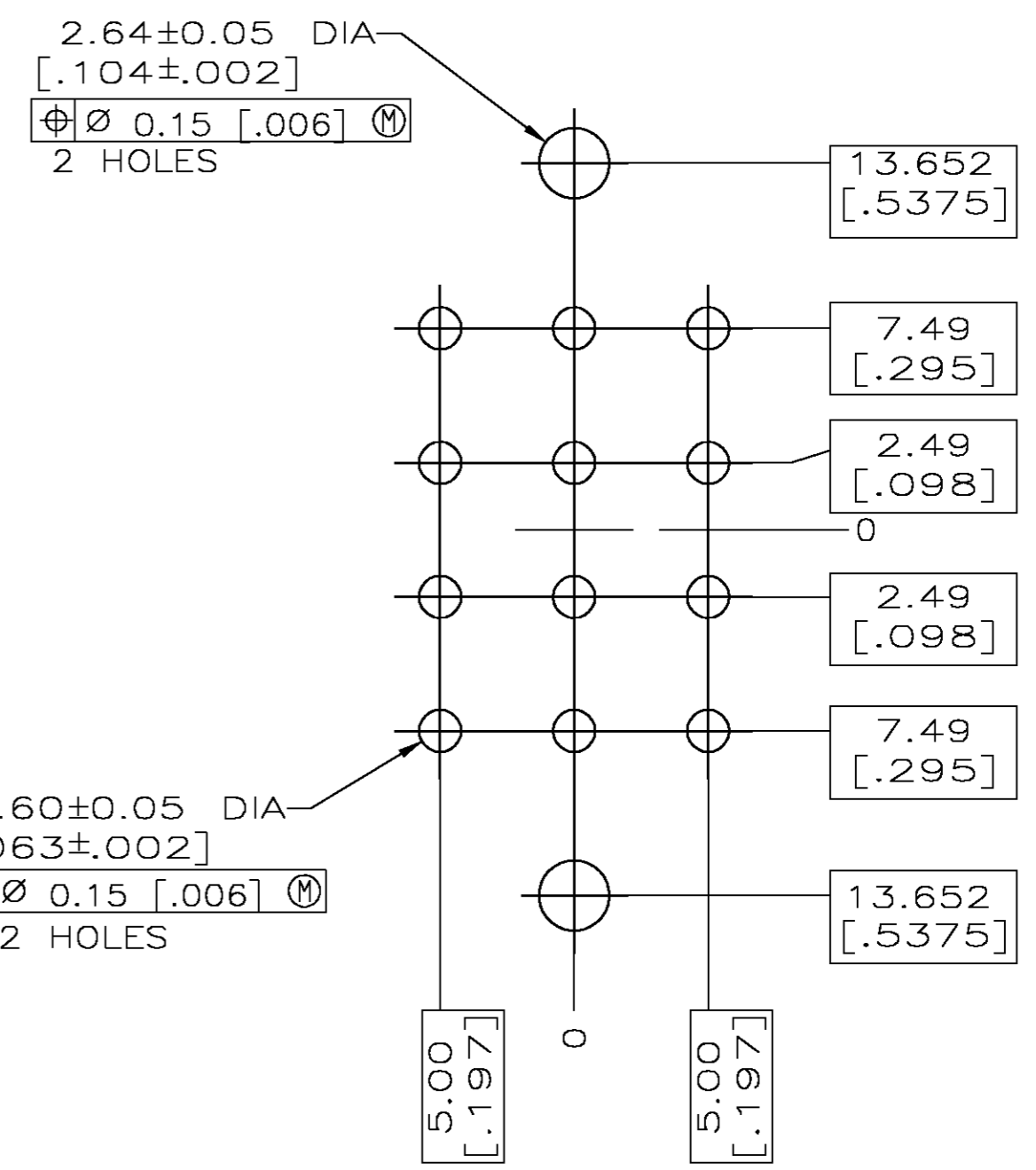
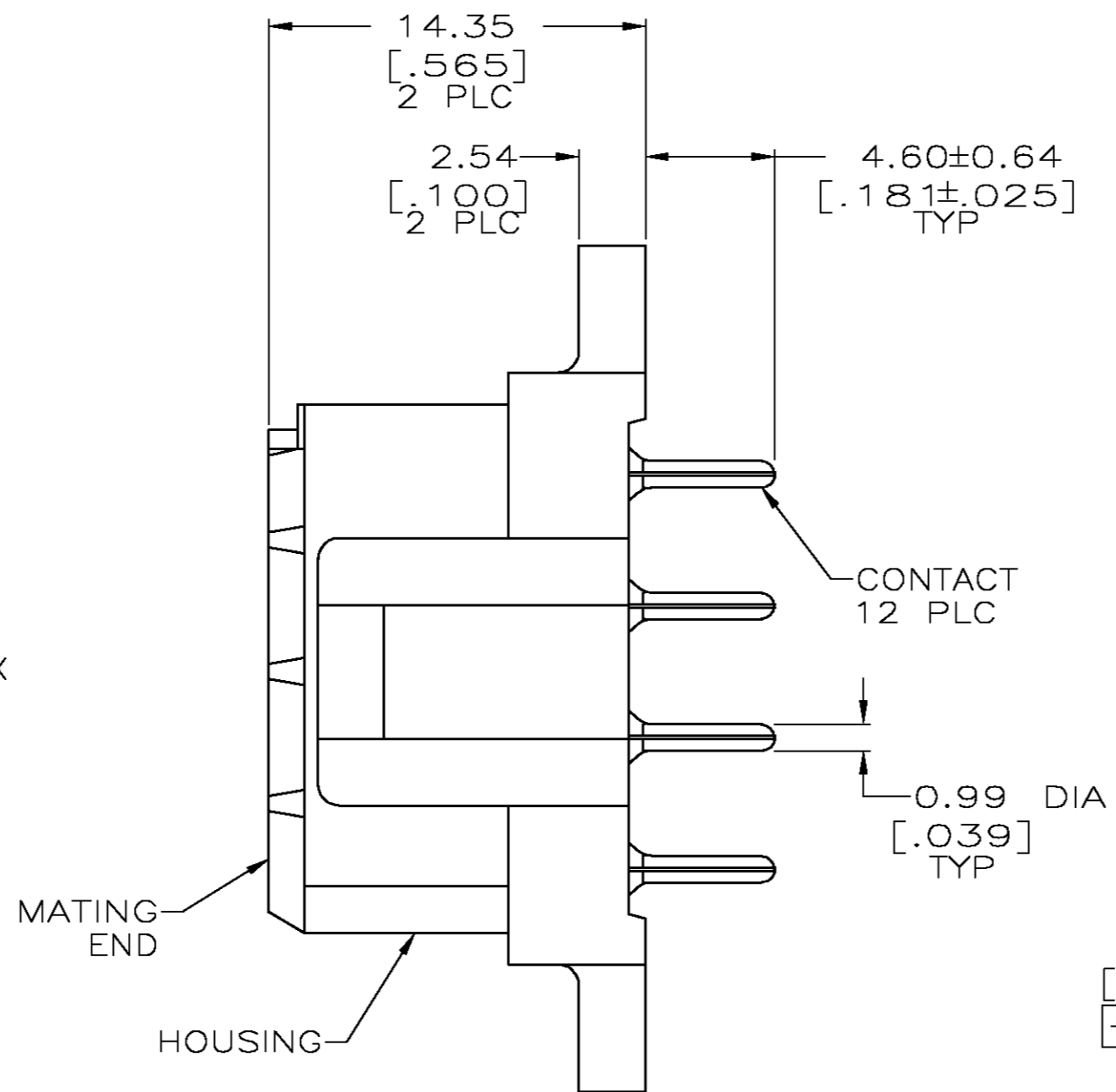
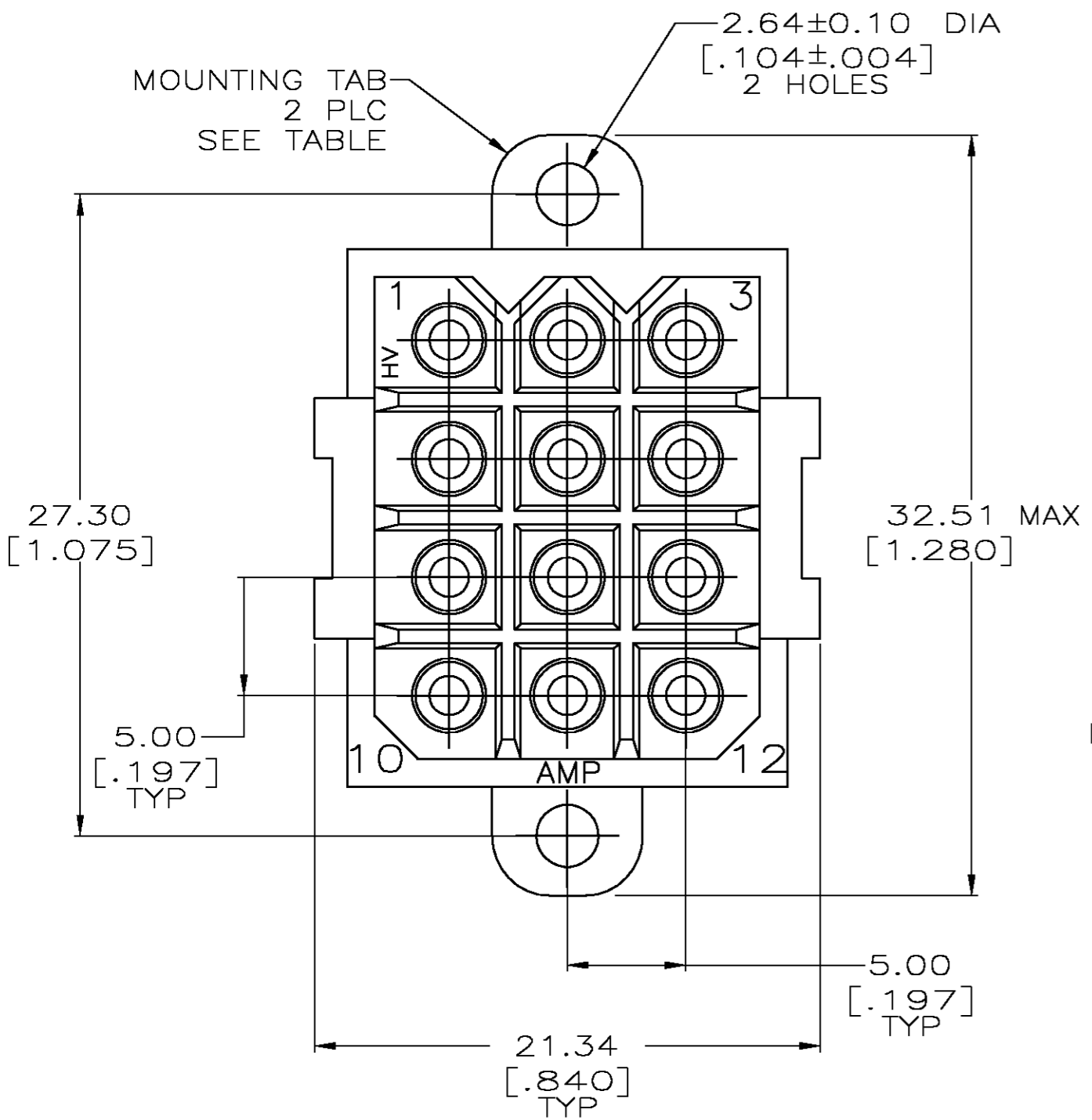


THIS DRAWING IS UNPUBLISHED. RELEASED FOR PUBLICATION
 © COPYRIGHT BY TYCO ELECTRONICS CORPORATION. ALL RIGHTS RESERVED.

LOC	DIST	REVISIONS					
FT	0	P	LTR	DESCRIPTION	DATE	DWN	APVD
		L		REVISED PER 0G3B-0170-05	4/11/05	SS	GS



- ① NYLON, UL 94-VO RATED, RED.
- ② PHOSPHOR BRONZE.
- ③ 3.81um [.000150] MIN TIN-LEAD OVER 1.27um [.000050] MIN NICKEL.
- ④ 0.76um [.000030] MIN GOLD FOR A LENGTH OF 4.95 [.195] MIN FROM MATING END, 3.81um [.000150] MIN TIN-LEAD FOR A LENGTH OF 4.88 [.192] MIN ON OPPOSITE END, BOTH OVER 1.27um [.000050] MIN NICKEL.
- ⑤ .000150 MIN TIN OVER .000050 MIN NICKEL.
- ⑥ 0.76um [.000030] MIN GOLD FOR A LENGTH OF 4.95 [.195] MIN FROM MATING END, 3.81um [.000150] MIN TIN FOR A LENGTH OF 4.88 [.192] MIN ON OPPOSITE END, BOTH OVER 1.27um [.000050] MIN NICKEL.

CONTACT FINISH	MOUNTING TABS	PART NO
⑥	NO	1-207528-0
⑥	YES	207528-9
⑤	NO	207528-8
⑤	YES	207528-7
④	NO	207528-4
④	YES	207528-3
③	NO	207528-2
③	YES	207528-1

THIS DRAWING IS A CONTROLLED DOCUMENT.

DIMENSIONS: INCHES	TOLERANCES UNLESS OTHERWISE SPECIFIED:	DWN L.SIPE 03/19/92	CHK R.STONE 3-25-92	APVD A.TRAVIS 3-25-92	NAME
	0 PLC ± -	Tyco Electronics Corporation			
	1 PLC ± -	Harrisburg, Pa 17105-3608			
	2 PLC ± 0.25 [.010]	SOCKET HEADER ASSEMBLY, 12 POSITION, METRIMATE			
	3 PLC ± -	SIZE A2 CAGE CODE 00779 C=207528			RESTRICTED TO
	4 PLC ± -	SCALE 4:1 SHEET 1 OF 1			REV L
	ANGLES ± -	CUSTOMER DRAWING			
MATERIAL HOUSING: 1	FINISH CONTACT: SEE TABLE				